

## EDA LAVOSAR Workshop #2

"Industry Workshop" (Brussels, 25<sup>th</sup> June 2013)

**Dr. Norbert Härle**

Rheinmetall Defence Electronics - Head of Technology Strategies

☎ phone: +49 421 457-1503    📠 fax: +49 421 457- 4415    📱 mobile: +49 151 14805589    ✉ e-mail: [Norbert.Haerle@Rheinmetall.com](mailto:Norbert.Haerle@Rheinmetall.com)



# Land Vehicle with Open System Architecture (LAVOSAR)

## - Agenda -

- 10:30 – 10:45** Introduction by the EDA
- 10:45 – 11:30** LAVOSAR Study presentation
- 11:30 – 12:45** Requirements, Standardisation and Business Case
- 12:45 – 13:30** Lunch break
- 13:30 – 15:30** Computing and Communication Environment
- 15:30 – 16:30** Functional and Technical Architecture
- 16:30 – 17:00** Concluding Remarks and Way Ahead



## LAVOSAR Project Participants

- **EDA**
  - Marek Kalbarczyk (Project Officer)
- **Fraunhofer FKIE (DE)**
  - Daniel Ota
  - Ralph Erdt
- **Rheinmetall Defence Electronics GmbH (DE)**
  - Norbert Härle
  - Oliver Prenzel
- **Selex ES (UK)**
  - Edouard Mouchel
  - Guy Davies
- **Thales SA (FR)**
  - Benoit Senechal
- **Thales Communications and Security (FR)**
  - Olivier Schmidt
- **Thales Optronics Limited (UK)**
  - David Kempton
- **VRC (UK)**
  - Aditya Deshpande
  - Elias Stipidis
  - George Valsamakis



## Visting Participants (status 20 June 2013)

Christopher HUGHES, **AnCoast Ltd.**  
Kristoffer BIEL, **BAE Systems Bofors**  
Ian NICHOLSON, **BAE Systems Combat Vehicles**  
Uwe MUENCH, **BAAINBw K1.2**  
Maximilian Bornefeld-Ettmann, **BORNEFELD-  
ETTMANN CAUSA GmbH & Co. KG**  
Martin SCHOESSLER, **CAUSA GmbH & Co. KG**  
Andre GOOSEN, **Cassidian, EADS Deutschland  
GmbH**  
Francois PRENOT-GUINARD, **Cassidian**  
Jürgen DEBUSMANN, **Causa Consulting**  
Olivier VOISIN, **DGA**  
Reinhard SCHMIEDL, **Diehl Defence Holding  
GmbH**  
Jean Albert EPITALON, **French Land Defense  
Industry Association GICAT**  
Kees-Jan HERMANS, **FOX-IT**  
Mario CIAVATTA, **Iveco**  
Mauro MARCHISOTTI, **Iveco Defence Vehicles**  
Stefano PIOVAN, **Iveco Defence Vehicles**

Maximilian SCHOEPPNER, **Krauss-Maffei  
Wegmann GmbH & Co. KG**  
Helge Eduard WERNER, **Matrium GmbH**  
Florian WALZ, **MBDA Germany**  
Jens KARLSSON, **MilDef AB**  
Marian GILCEAVA, **National Company ROMARM**  
Lorenzo ABAD MENOR, **Navantia Sistemas**  
Jose DOMINGO SALVANY, **NEXTER Electronics**  
Julia LOPEZ DE LA TORRE LUCHA, **NTGS**  
Teemu ALAKOSKI, **Patria Land Systems Oy**  
William CATHERINE, **Renault Trucks Defense**  
Catherine WILLIAM, **Renault Trucks**  
John STRETTON, **Ricardo plc**  
Marco MANSO, **RINICOM**  
Garik MARKARIAN, **Rinicom Ltd**  
Petter GARDIN, **Saab AB**  
Piergiorgio FOTI, **Selex ES**  
Louisa DUBOIS, **Steria**  
Joachim STRAY, **Thales Norway**  
Mariusz WIŚNIEWSKI, **WB ELECTRONICS S.A.**



## Background

- **EDA contracted the study Land Vehicles with Open System Architecture LAVOSAR (EDA Contract 12.R&T.OP.336 with 345K€)**
- **Study execution between 1 Feb. 2013 and 30 Nov. 2013 by**
  - Rheinmetall Defence Electronics GmbH with subcontractors
  - Fraunhofer FKIE,
  - Selex ES,
  - Thales Communications and Security,
  - Thales Optronics Ltd., and
  - Vetronics Research Centre
- **Objective is**
  - to define an electronic and information reference architecture for military land vehicles
  - to be published and proposed as Land Vehicle Open Architecture for Mission Systems architecture
    - shall serve as a reference solution for developing and implementing mission systems for vehicles
    - is for integrating the mission subsystems into a completely networked vehicle capability configurable depending on the vehicle or mission requirement.
- **Study will make recommendations for an EU standard as well as influence the NATO Generic Vehicle Architecture.**



## Workshop #2 "Industry Workshop"

### Objective is involvement of stakeholders

- **Workshop #1 with government officials at the 23 April 2013 (feedback from procurement and maintenance side)**
- **Workshop #2 with Industry (feedback about state of the art and potential future technology)**

### APPROACH

- **inform industrial stakeholders about the current status and the current results.**
- **Feedback and refinement to the intermediate project results (WP1)**
  - normative framework,
  - best practices and standards, and the
  - business case and roadmap
- **as well as (WP2)**
  - computing and communication technologies,
  - mission system technologies,
  - current architectural structures,
  - forecasts
- **Feedback about current and potential future architectures (WP3)**



# Terminology

## Open Reference Architecture

- **Comprehensive best practice architecture with all necessary views from which a target architecture for a specific system can be derived *and which is maintained by an open, public consensus process of an open forum.***

### **There are no barriers to implementation by a third party:**

- **No Secrets:** MUST include all details necessary for implementation.
- **Availability:** MUST be freely and publicly available (e.g., from a stable web site) under royalty-free terms.
- **Patents:** All patents essential to implementation MUST:
  - be licensed under royalty-free terms for unrestricted use, or
  - be covered by a promise of non-assertion when practiced
- **No Agreements:** There MUST NOT be any requirement for execution of a license agreement, NDA, grant, click-through, or any other form of paperwork, to deploy conforming implementations.
- **No Incompatible Dependencies:** Implementation MUST NOT require any other technology that fails to meet the criteria above.



## Terminology

### Modular Architecture

- designed in such a way as to allow the replacement or addition of sub-systems and upgrades as required without any undesirable emerging properties.

### Military Land Vehicle

- **Manned or unmanned mobile machine that performs a mission (surveillance, reconnaissance,, combat, transport, etc.). It is subdivided into**
  - a Vehicle Platform,
  - a Vehicle Mission System,
  - the Mounted User(s), and
  - Stores Item(s)
- **Each vehicle carries only one missions system at a time. The mission system might be changed by replacing, adding, or taking away one or several subsystems which will again build the single mission system.**

### Vehicle Platform

- **The platform for the mission system which comprises all primary automotive subsystems and controls (incl. passive protection) and which is approved for driving on public roads**

### Vehicle Mission System

- **Vehicle equipment which is not needed for the primary automotive function, but is needed to perform a certain mission such as surveillance, reconnaissance, combat, communication, etc.**





## Open System Architecture Principles and Advantages



 **Open Architecture (OA) is Key to Cost Efficient Vehicle Life Cycle<sup>[1]</sup>**

### Characteristics:

- Open, publicly available specifications,
- Well-defined, Widely used  
Non-proprietary (Standard) Interfaces,  
Services and Formats
- Durable Component Interfaces  
(stable or slowly evolving)
- Decoupled Mechanical, Hardware,  
Software Interfaces



### Advantages:

- Reduce Vendor Lock-in
- Larger Market, Enhanced Competition
- Continuous Innovation
- Independent Upgrade of Subsystems  
with minimal Impact on Overall System
- Decrease Costs for System Engineering,  
Integration, Verification & Validation
- Reduce Training
- Facilitate Equipment Sharing

[1] Definitions based on: Capt. T.J. Strei, United States Navy, "Open Architecture in Naval Combat System Computing of the 21st Century", 2003



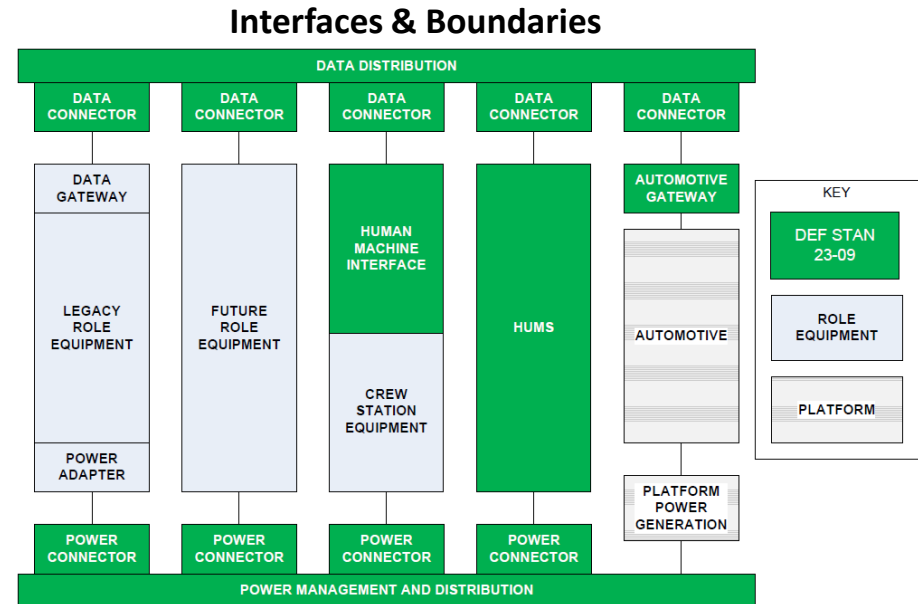
## Introduction & Background: DefStan 23-09, Generic Vehicle Architecture

### Approach: Interface Standardization & Design Constraints, e.g.

- IP-Networked Vehicle
- Data Distribution Service (DDS) as Data Exchange Mechanism
- Land Data Model
- Electrical Interfaces & Plugs
- Power Supply
- Common Crew Station
- IP-based Video Distribution (DefStan 00-82)

### Objective:

- Improved Operational Effectiveness
- Reduced Integration Risks
- Reduced Cost of Ownership



- Issue 1: 20 August 2010
- Issue 2: October 2011
- Issue 3: to be expected
  - Part 0 – GVA Approach Introduction
  - Part 1 – GVA Infrastructure
  - Part 2 – GVA Human Machine Interfaces (HMI)
  - Part 3 – GVA Health Usage Monitoring System (HUMS)
  - Part 4 – GVA Physical Interfaces



# UK Generic Vehicle Architecture (DefStan 23-09)

## Layers

Application	Safety + Operation Critical Solutions		Human Maschine Interface (HMI)				BOWMAN with approved Gateway
			Mission-Application (C4I, Data/Video-Processing, Weapon Control Storage, Search, HUMS, etc.)			Time Service NTP	
Data Model			Peripheral Data Model	Land Data Model (LDM)	Uncompressed JPEG 2000 MPEG-4		Video (DefStan 00-82) RTP, SNMP
Exchange Mechanisms			USB-Specific	Data Distribution Service (DDS)	Internet Protocol (IP)		
Protocol				USB for Peripherals	Ethernet >= 1Gbit/s (DefStan 00-82)		
Physical	Mechanical Interfaces	Eletrical Power Interfaces					

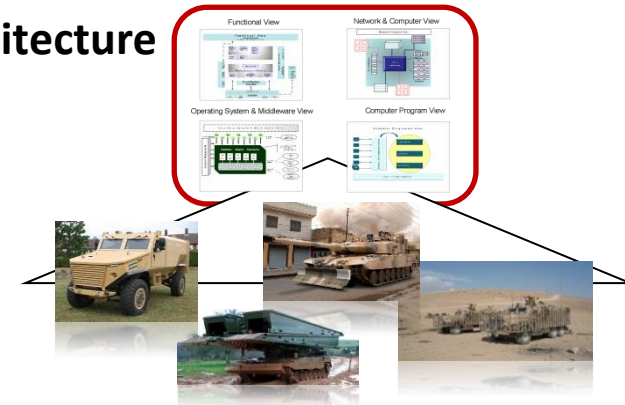
seperate independent implementations for „restricted and below“ and for „confidential and above“



## Beyond DefStan 23-09

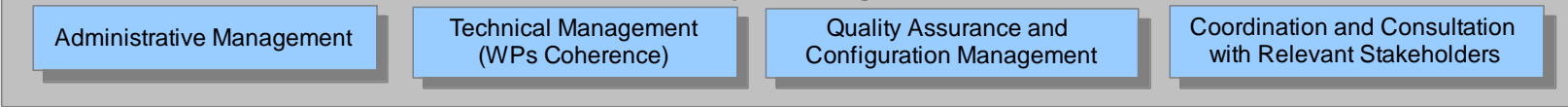
Not only Interface Standardization & Design Constraints  
but: **Comprehensive Open Reference Architecture**

- **Electronic & Information Technological Reference Architecture**
- **Consideration of Full Life Cycle of Vehicle**
- **Interoperability (Mechanics, Electronics, Software)**
- **Plug-and-Play**
- **Scalability & Extensibility**
- **Flexible & Modular Building Blocks**
- **Service Definitions & Orchestration (Common & Mission System Services)**
- **Standardized Gateways (e.g. to Soldiers, other Vehicles, C4I)**
- **Security & Safety Considerations**





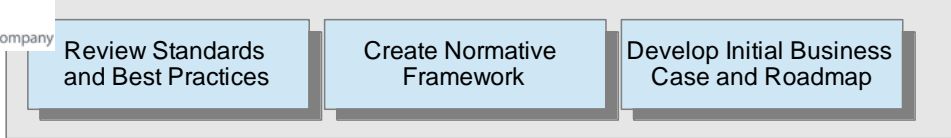
**WP0: Project Management**



**Stakeholder Engagement**

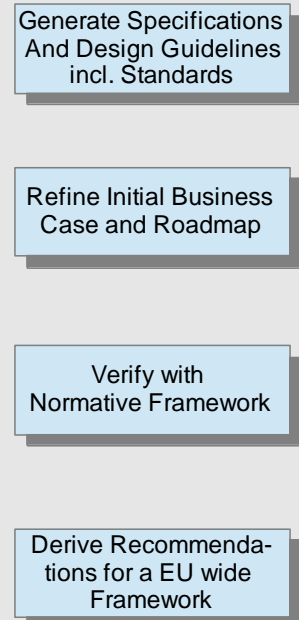


**WP1: Standardization and Business Case**



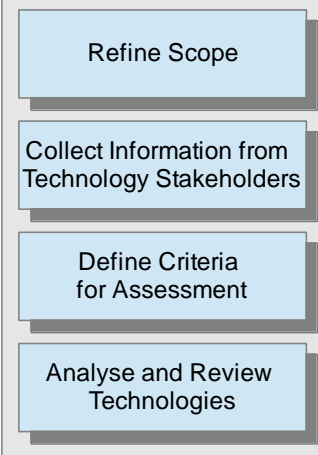
**WP4**

**Specifications, Standards and Design Guidance**



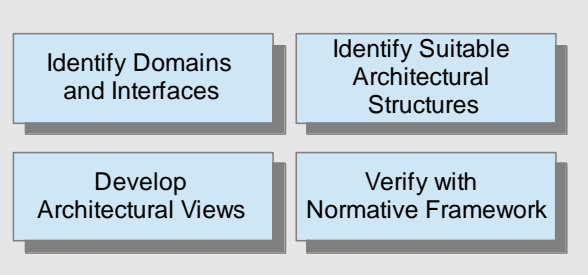
**WP2**

**Analysis of Computing and Communication Environment**

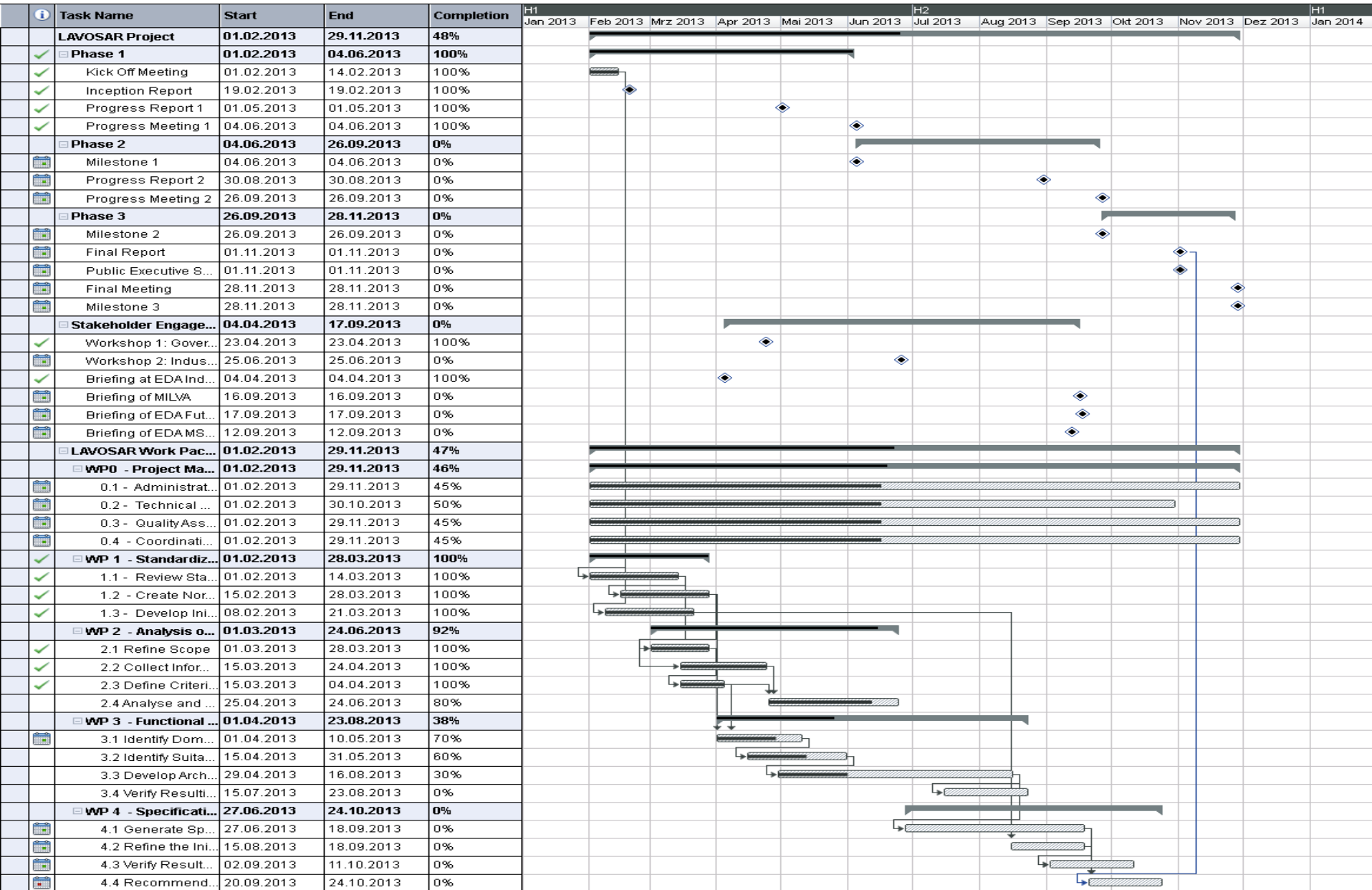


**WP3**

**Functional and Technical Architecture**






# EDA LAVOSAR Workshop #2 - "Industry Workshop" (Brussels, 25th June 2013)





## Workshops & Briefings

Deliverable	Date / Place	Description
<b>Workshop 1</b> 	23-04-2013 EDA	Workshop with <ul style="list-style-type: none"> <li>government officials from the procurement and maintenance departments of the Ministries of Defence of all EDA participating Member States.</li> </ul> Aim: <ul style="list-style-type: none"> <li>Information about project and first outcomes</li> <li>Refinement of initial Work Package 1 results (Normative Framework, Best Practices and Standards, Business Case and Roadmap)</li> <li>Collection requirements and ideas</li> </ul>
<b>Workshop 2</b> 	25-06-2013 EDA	Workshop with <ul style="list-style-type: none"> <li>platform manufacturers</li> <li>system integrators</li> <li>equipment suppliers</li> </ul> Aim: <ul style="list-style-type: none"> <li>Information about project and outcomes to date</li> <li>Refinement of Work Package 1 results (normative framework, best practices and standards, business case and roadmap)</li> <li>Refinement of Work Package 2 results (computing and communication technologies, mission system technologies, current architectural structures, forecasts)</li> <li>Input to Work Package 3 (current and potential future architectural structures)</li> </ul>
<b>Briefing 1</b> 	04-04-2013 EDA	Briefing to <ul style="list-style-type: none"> <li>EDA Industry Standardization Conference</li> </ul>
<b>Briefing 2</b>	16/20-09-2013 Munich	Briefing to <ul style="list-style-type: none"> <li>Military Vetronics Association (MilVA)</li> </ul>
<b>Briefing 3</b>	25-09-2013	Briefing to <ul style="list-style-type: none"> <li>EDA Future Land System Experts Working Group</li> </ul>
<b>Briefing 4</b>	26-09-2013 EDA	Briefing to <ul style="list-style-type: none"> <li>EDA Materiel Standardization Group (MSG) and Materiel Standardization Harmonization Team (MSHT)</li> </ul>



## Current Status

### ■ Questionnaires produced for

#### – Government Experts

- procurement, concepts for support and training, required mission system features or mission subsystems, information and power exchange requirements
- Main Battle Tank (MBT), Infantry Fighting Vehicle (IFV), Recce, All Purpose Carrier (APC) & Truck

#### – Industry - Standards and Best Practices

- crew stations, embedded systems, built-in-tests and health and usage monitoring systems, vetronics, network infrastructures, power infrastructures, mechanical infrastructures, safety, security, EMC and support infrastructures

#### – Industry - Technologies

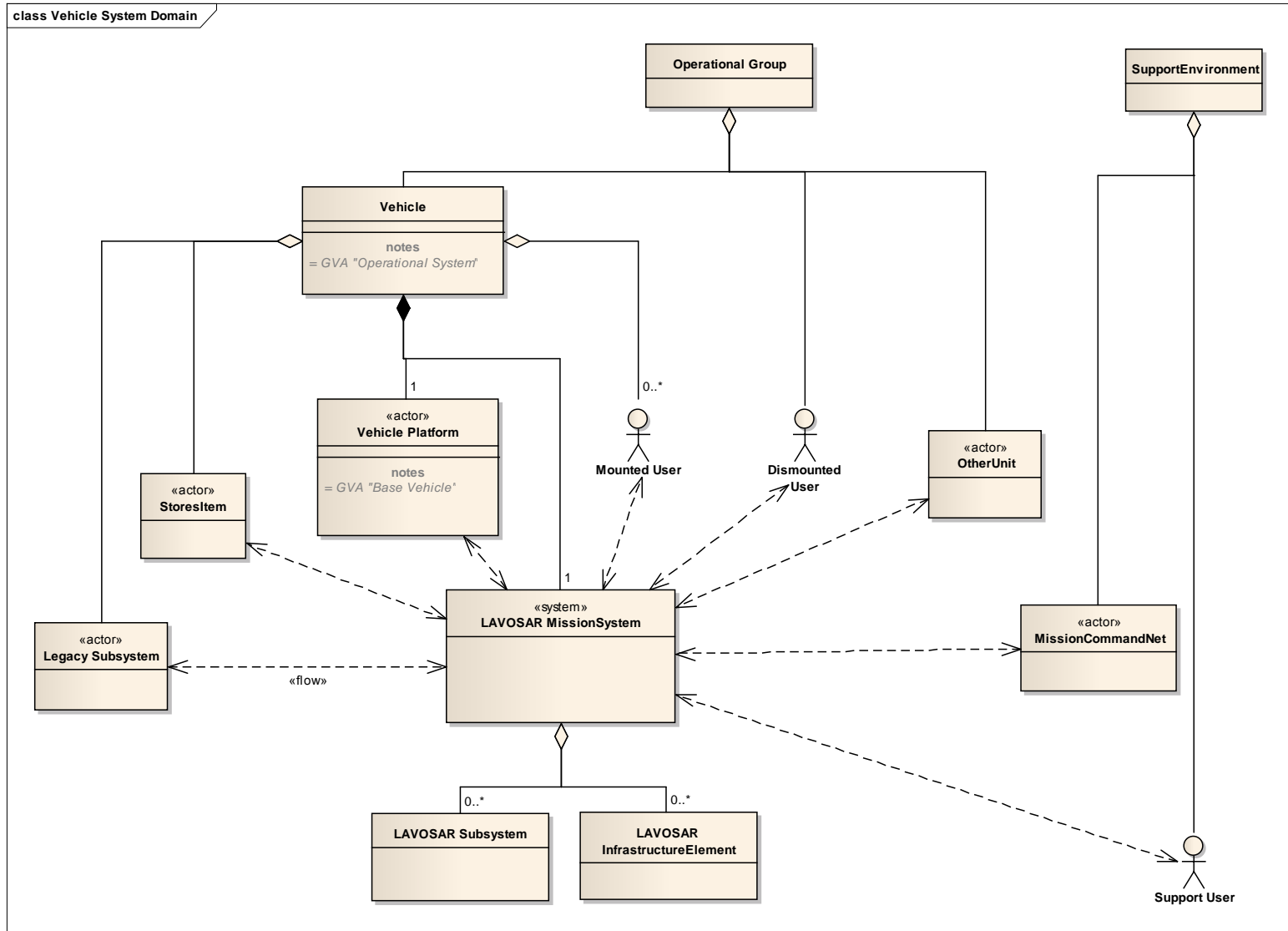
- computing, operating system, middleware, network infrastructure, communications, security, safety





# Architectural View Example

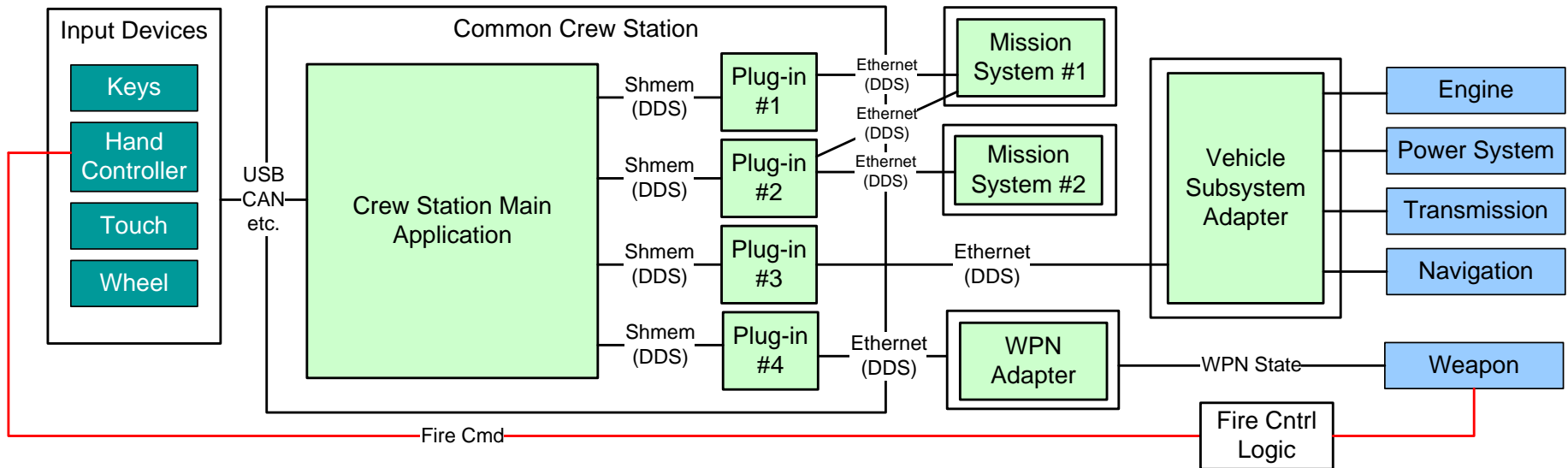
## - Normative Framework - Terminology - Vehicle & Mission System





# Architectural View Example

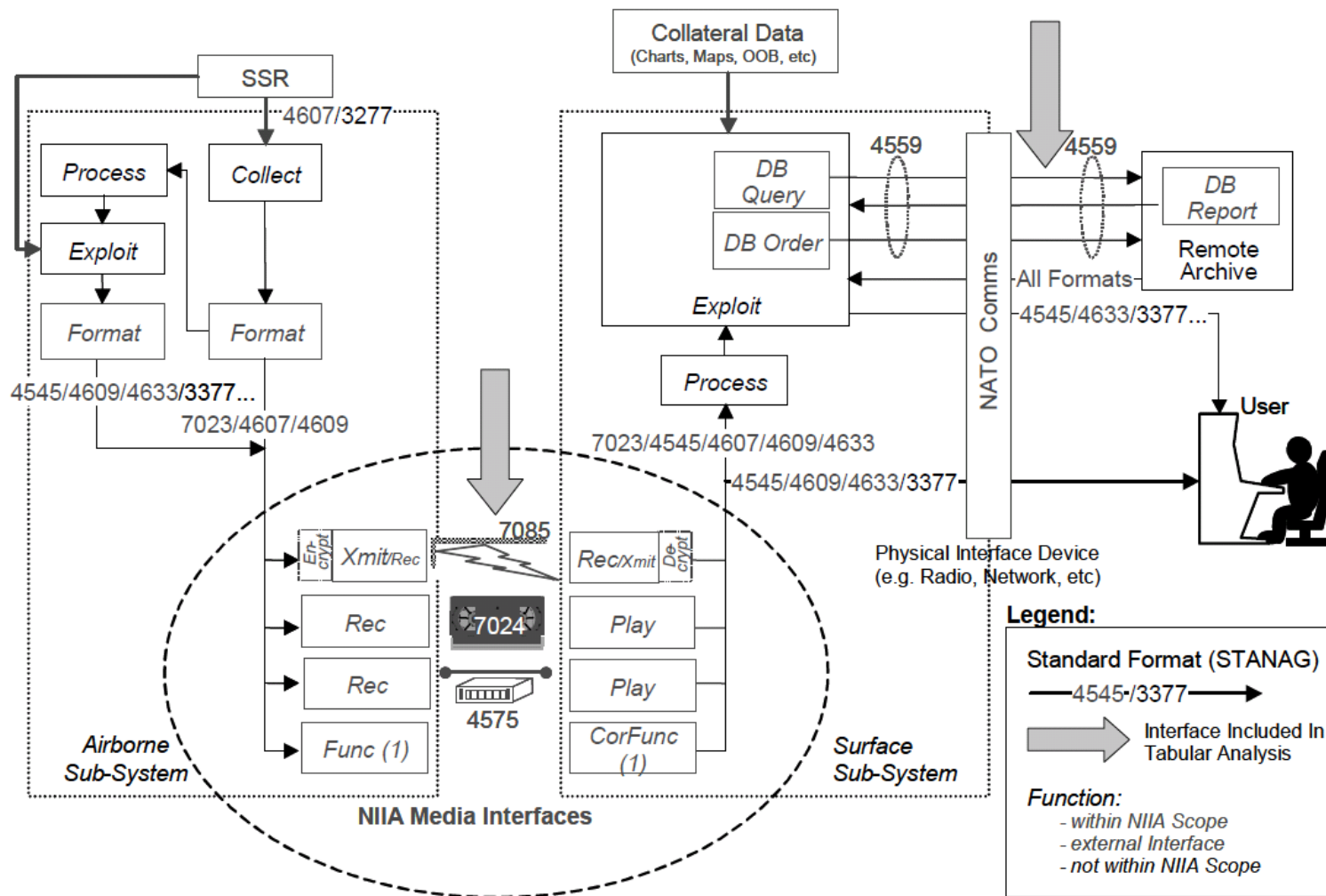
## - Common Crew Station: Plug-ins





# Architectural View Example

## NATO ISR Interoperability Arch. NIIA - Interfaces and Standards





# Architectural View Example

## NATO ISR Inter. Arch. NIIA - Layer Model Mapping of ISR Standards

ISO Layer	Data Link				Wideband Tape	Advanced Data Storage	CD-ROM Transfers	Image Library				
	Direct Connection		Network Connection									
7. Application Layer	Note: The NIIA assumes that applications are available that provide application layer interoperability for most interfaces.											
6. Presentation Layer	4545/4607/4633 [*1]	7023	4545/4607/4633	7023	4545/4607/4633/7023	4545/4607/4633/7023	4545/4607/4633/7023	4559 4545 (4607/7023)				
5. Session Layer	Not Rqd.	Not Rqd.	Netwrk Proto. [TBD]	Netwrk Proto. [TBD]	Not Required	4575	Not Required	4559				
4. Transport Layer												
3. Network Layer	Defined By Communications Network(s) Being Used											
2. Data Link Layer								7085	7085	7085	7085	ISO 9660
1. Physical Layer												7024 [*2]
Notes:	Protocol not explicitly defined in current NIIA.					Protocol not required for this configuration.						
*1: STANAGs 4545 and 4607 include most aspects of Presentation Layer. *2: Wideband tape applications do not require management layers – only physical layers.												






## Contact

**Dr. Norbert Härle**

**Rheinmetall Defence Electronics GmbH**

Defence Electronics - Head of Technology Strategies

 phone: +49 421 457-1503  fax: -4425  mobile: +49 151 14805589

 e-mail: [Norbert.Haerle@Rheinmetall.com](mailto:Norbert.Haerle@Rheinmetall.com)